



Homework Week 17: January 22nd – 26th

(Luke Goes To Bat)

Name: _____

Assignments	Parent Initials
Monday: <ul style="list-style-type: none">*Sitton Task 16*Math: Home Link 5-5 (p.107)*Read 20 minutes/Reading Log (Reading Log is attached at the end of the homework packet.)	Parent Initials:
Tuesday: <ul style="list-style-type: none">* Spelling Activity: Proofread for Spelling*Math: Home Link 5-6 (p.109)*Read 20 minutes/Reading Log	Parent Initials:
Wednesday: <ul style="list-style-type: none">*ELA Activity: Subject-Verb Agreement*Math: Home Link 5-7 (p.111)*Read 20 minutes/Reading Log	Parent Initials:
Thursday: <ul style="list-style-type: none">*Comprehension Activity: Take Me Out to the Ballgame*Math: Using an Open Number Line*Read 20 minutes/Reading Log	Parent Initials:
Friday: <ul style="list-style-type: none">*Reading Log due today – (Sign & total the minutes)*Spelling and Dictation Test Today	
Reminders: <ul style="list-style-type: none">*January 26th: Collaboration Day, Spirit Rally (11:35am Dismissal)	

Spelling List

(Luke Goes To Bat)

- | | | |
|----------|----------|-----------------|
| 1. night | 6. find | 11. fry |
| 2. kind | 7. right | 12. sigh |
| 3. spy | 8. high | Challenge Words |
| 4. child | 9. wild | 13. behind |
| 5. light | 10. July | 14. lightning |

Sitton Spelling List

(Unit 16)

- | | |
|--------|---------|
| 1. man | 4. day |
| 2. too | 5. same |
| 3. any | |

Vocabulary

- | | |
|------------|-------------|
| 1. hurried | 5. practice |
| 2. cheered | 6. curb |
| 3. extra | 7. position |
| 4. final | 8. roared |



Dear Parents,

To help your child learn important word skills, continue your activity sessions with the homophones, as suggested on the previous Take-Home Task sheet. Keep the practice sessions light and short. Encourage your child regularly. Homophones will be mastered over time, with practice.

Now for another activity! At school your child has learned that a compound word is a word made up of two or more words that are put together to make a new word, such as *grandmother*. Compound words are "big words" your child can both read and spell if s/he can read and spell each word part.

Read the directions to the activity with your child. Then ask your child to explain what the directions mean. Next, guide your child through the activity, letting your child do as much as possible without your help. If your child has difficulty, point out the answer words within the description statement (a boat you can row = rowboat).

Use the clues to write compound words.

a boat you can row

a light that tells you to stop or go

a sauce made from apples

a room where you could take a bath

a knob you use to open a door

a place where you make the fire

a fish the color of gold

an ache you have in your head

a paper that tells you the news

a board on which you can skate

a storm with crashes of thunder

a watch you wear on your wrist

a flake made of snow

a house for a dog

Can you and your child think of more compound words? Make a list. Send your list to school for all of us to see. Thank you!

Proofread for Spelling

Luke Goes to Bat
Spelling: Long *i*, (*i*, *igh*, *y*)

Proofread the journal entry. Circle the misspelled words. Then write the correct spellings on the lines below.

Last night, I was so afraid. I heard a wilde scream from somewhere outside. I tried to turn on the lite, but it was up too hi. It was so cold. It seemed more like January than Juli. I didn't know what to do. I let out a sye and went to sleep.

- | | |
|----------|----------|
| 1. _____ | 4. _____ |
| 2. _____ | 5. _____ |
| 3. _____ | 6. _____ |


Spelling Words

Basic Words

1. night
2. kind
3. spy
4. child
5. light
6. find
7. right
8. high
9. wild
10. July
11. fry
12. sigh

Find and circle six Spelling Words with long *i*. The words can read across or down.

Q	L	W	M	X	P	F	R	Y
F	I	N	D	G	R	T	Z	P
K	D	B	X	R	O	V	M	W
I	X	C	H	I	L	D	N	I
N	V	J	S	G	R	K	N	L
D	M	P	A	H	K	N	E	D
Q	A	M	F	T	U	V	A	R




Name _____ Date _____

Subject -Verb Agreement

Directions: Circle the verb that matches the subject in each sentence.

1. The horse (run runs).
2. The cows (rest rests).
3. Strawberries (smell smells) good.
4. The farmer (plant plants) the seeds.
5. My chickens (eat eats) all day.
6. A pig (smell smells) his lunch.
7. A sheep (wander wanders) in the field.
8. The ducks (swim swims).
9. The sun (shine shines) throughout the farm.
10. My cousins (live lives) on a farm.



Directions: Write a sentence about a farm animal. Make sure that your subject and verb agree.

READ THE PASSAGE Look for facts and opinions about the ballgame.

Take Me Out to the Ballgame

A baseball game is a lot of fun. People sit all around the field. They wear team colors. They wear hats like the players. They wave team flags.

The pitcher is the most interesting player to watch. He stands on a little hill of dirt. It's called the mound. He winds up and throws the ball really fast. Sometimes the batter has to jump out of the way.

It's exciting when a batter hits a home run. He runs and touches all the bases. Loud music plays and pictures flash on the scoreboard. People in the crowd clap and yell. "Our team is the best!" they shout.

The game gets boring if nobody hits the ball. Time passes slowly. But get a tasty hot dog, and you'll be glad you came.

SKILL PRACTICE Read the question. Fill in the bubble next to the correct answer.

1. Which one is the writer's opinion?

- Ⓐ Pitchers throw the ball fast.
- Ⓑ Baseball games are fun.
- Ⓒ There are hot dogs to eat.
- Ⓓ People wear team colors.

2. Which of these is a fact?

- Ⓐ The game can be boring.
- Ⓑ You will be glad you came.
- Ⓒ A home run is exciting.
- Ⓓ The pitcher stands on the mound.

3. Which of these is a fact?

- Ⓐ The pitcher throws a ball.
- Ⓑ Time passes slowly.
- Ⓒ It is boring if there are no hits.
- Ⓓ Our team is the best.

4. Which one is an opinion?

- Ⓐ The crowd yells.
- Ⓑ The batter touches the bases.
- Ⓒ The pitcher is interesting.
- Ⓓ The people wear hats.


STRATEGY PRACTICE Find and underline one opinion in each paragraph.

2-Digit + 2-Digit Using Open Number Line

Name _____ Date _____

Make jumps (for tens) and hops (for ones) up the line to add.

$$55 + 29 = \square$$



$$67 + 22 = \square$$



$$38 + 27 = \square$$



Weekly Reading Record

Name: _____ Date Due: _____

Title of Book _____ Date: _____ Minutes _____	Beginning	Middle	End
---	------------------	---------------	------------

Title of Book _____ Date: _____ Minutes _____	Visualizing means to picture the story like a movie in your mind. I visualized the part when... _____ _____ _____
---	--

Title of Book _____ Date: _____ Minutes _____	
---	--

Title of Book _____ Date: _____ Minutes _____	Was it fiction or non fiction? _____ Write 3 clues that helped you decide whether it was fiction or non-fiction: 1. _____ 2. _____ 3. _____
---	---

Title of Book _____ Date: _____ Minutes _____	If I could change an event of this story it would be... _____ _____ _____
---	--

Total Minutes: _____	Parent's Signature _____
--------------------------------	---------------------------------