



Homework (Week 7): Oct.16 – Oct.20

(Super Storms)

Name: _____

Assignments	Parent Initials
Monday: *Spelling Activity: Sitton Task 7 *Math: Homelink (Lesson 3-1) Pg. 43 *Read 20 minutes/Reading Log (Reading Log is attached at the end of the homework packet)	Parent Initials:
Tuesday: *Spelling Words: "Proofread for Spelling" *Math: Homelink (Lesson 3-2) Pg. 45 *Read 20 minutes/Reading Log	Parent Initials:
Wednesday: *Language Arts: "Antonyms and Synonyms" *Math: Homelink (Lesson 3-3) Pgs. 47 & 49 *Read 20 minutes/Reading Log	Parent Initials:
Thursday: *Phonics Worksheets – "Super Storms" *Math: 2 – Homelink (Lesson 3-3) Pg. 51 *Read 20 minutes/Reading Log	Parent Initials:
Friday: *Homework due: Today *Spelling words and dictation test today! *Reading Log due today – (Sign & total the minutes)	
Reminders: *Great California shakeout – Thursday, Oct. 20 *Farm Breakfast – Monday, Oct. 31 at 9:30 **Dress like a farmer!	





Spelling List – Week 7

(Super Storms)

- | | | |
|----------|-----------|------------------------|
| 1. dish | 6. push | 11. these |
| 2. than | 7. shine | 12. flash |
| 3. chest | 8. chase | <u>Challenge Words</u> |
| 4. such | 9. white | 13. catch |
| 5. thin | 10. while | 14. thumb |

Sitton Spelling List (Unit 7)

- | | | |
|---------|----------|--------|
| 1. like | 2. him | 3. see |
| 4. time | 5. could | |

Vocabulary

- | | |
|-----------|-------------|
| 1. beware | 5. prevent |
| 2. damage | 6. reach |
| 3. bend | 7. equal |
| 4. flash | 8. pounding |



Dear Parents,

Please continue to use the word cutouts from the last Take-Home Task to practice using homophones with your child. In addition to working with the cutouts, here is another activity for you to do with your child. It provides practice with the suffixes *s*, *ed*, and *ing*.

Read the rules together. Then discuss the directions. Have your child do the first one with your guidance and then complete the activity, doing as much as possible without your help. Check the answers together using a dictionary, if needed. Using a dictionary with your child helps your child learn to use one independently.

Use the rules to spell the words.

RULE 1. For words ending in silent e, just add s, but drop the final e before adding ed or ing.		RULE 2. For words ending in one vowel and one consonant, just add s, but double the final consonant before adding ed or ing.	
like	likes	liked	liking
	s	ed	ing
ship			
star			
bake			
shop			
hope			

Talk about the words your child made. Then have your child write some of these words in sentences on another sheet of paper.

Every child a speller!

Proofread for Spelling

Super Storms

Spelling: Consonant Digraphs *th, sh, wh, ch, tch*

Proofread the note. Circle the six misspelled words. Then write the correct spellings on the lines below.

Dear Mom,

I want you to know that I broke the whitte dishe.

Whil I was trying to pulsh the door of the chast closed, it slipped out of my hands. Spike was covered in mud, and I was in a hurry to chese him outside. I am sorry.

Love,
Matt

- | | |
|----------|----------|
| 1. _____ | 4. _____ |
| 2. _____ | 5. _____ |
| 3. _____ | 6. _____ |

Spelling Words

Basic Words

1. dish
2. than
3. chest
4. such
5. thin
6. push
7. shine
8. chase
9. white
10. while
11. these
12. flash









Unscramble the letters to make a Spelling Word.

- | | |
|----------------|-----------------|
| 7. cshu _____ | 10. shfla _____ |
| 8. ehtes _____ | 11. inshe _____ |
| 9. htna _____ | 12. nthi _____ |

Name: _____

~Antonyms and Synonyms~

If the words on the bat wings are:
antonyms= color the bat black
synonyms= color the bat brown



Hint:

Antonyms = Opposite Meaning

Synonyms = Same Meaning

Name _____ Date _____

Phonics

Answer Numbers 1 through 10. Choose the best answer for each question.

- 1 Which word BEST completes the sentence below?

White _____ ate grass on the tall hill.

- (A) cheep
- (B) seep
- (C) sheep

- 2 Which word BEST completes the sentence below?

Penny ate just one potato _____.

- (F) chip
- (G) ship
- (H) sip

- 3 Which word BEST completes the sentence below?

Hector answered the _____ with his mouth full of food.

- (A) found
- (B) phone
- (C) pond

- 4 Which word BEST completes the sentence below?

“_____ did I put my keys?” said Mom.

- (F) Wear
- (G) Were
- (H) Where

- 5 Which word BEST completes the sentence below?

Can you write well _____
either hand?

- (A) which
- (B) wish
- (C) with

- 6 Which word BEST completes the sentence below?

Evan and Jon are playing
_____ with an egg.

- (F) case
- (G) cash
- (H) catch

- 7 Which word BEST completes the sentence below?

_____ your hands with warm
water and soap.

- (A) Was
- (B) Wash
- (C) Watch

- 8 Which word BEST completes the sentence below?

“_____ you for the flowers,”
Ms. Garza said to the
students.

- (F) Tank
- (G) Thank
- (H) Trap

- 9 Which word BEST completes the sentence below?

LeShan does not care for
meat very _____.

- (A) much
- (B) mush
- (C) must

- 10 Which word BEST completes the sentence below?

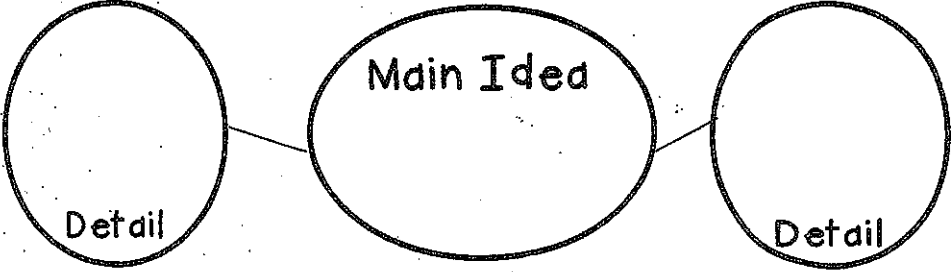
Do the colors of my shirt and
pants _____?

- (F) mash
- (G) mass
- (H) match



Weekly Reading Record

Name: _____ Date Due: _____

<p>Title of Book _____</p> <p>Date: _____</p> <p>Minutes _____</p>	<table border="1"> <thead> <tr> <th data-bbox="521 285 810 520">Beginning</th> <th data-bbox="815 285 1104 520">Middle</th> <th data-bbox="1109 285 1425 520">End</th> </tr> </thead> <tbody> <tr> <td style="height: 100px;"></td> <td></td> <td></td> </tr> </tbody> </table>	Beginning	Middle	End			
Beginning	Middle	End					
<p>Title of Book _____</p> <p>Date: _____</p> <p>Minutes _____</p>	<p>Visualizing means to picture the story like a movie in your mind. I visualized the part when...</p> <p>_____</p> <p>_____</p>						
<p>Title of Book _____</p> <p>Date: _____</p> <p>Minutes _____</p>							
<p>Title of Book _____</p> <p>Date: _____</p> <p>Minutes _____</p>	<p>Was it fiction or non fiction? _____</p> <p>Write 3 clues that helped you decide whether it was fiction or non-fiction:</p> <p>1. _____</p> <p>2. _____</p> <p>3. _____</p>						
<p>Title of Book _____</p> <p>Date: _____</p> <p>Minutes _____</p>	<p>If I could change an event of this story it would be...</p> <p>_____</p> <p>_____</p>						
<p>Total Minutes: _____</p>	<p>Parent's Signature _____</p>						